Energy Trust of Oregon

1st Quarter 2008 Energy Efficiency Program Updates

Conservation Advisory Council
May 21, 2008

Energy Trust of Oregon, Inc.

2008 1st Quarter Electric Savings

Electric Efficiency Savings Q1 2008	PGE aMW	Pacific Power aMW	Total Savings aMW	Expenses	mil $ / aMW	Levelized Cost/kWh
Commercial	0.56	0.28	0.84	2,434,026	$2.9	3.8 ¢
Industrial	0.49	0.61	1.1	1,759,804	$1.6	2.3 ¢
Residential	1.4	0.98	2.4	3,782,175	$1.6	2.5 ¢
Total Energy Efficiency programs	2.5	1.9	4.3	7,976,005	$1.9	2.7 ¢

* Includes transmission & distribution savings

EnergyTrust of Oregon, Inc.

Electric Program Progress in 2008

Year-to-Date Progress Towards 2008 Best Electric Savings Goal by Program

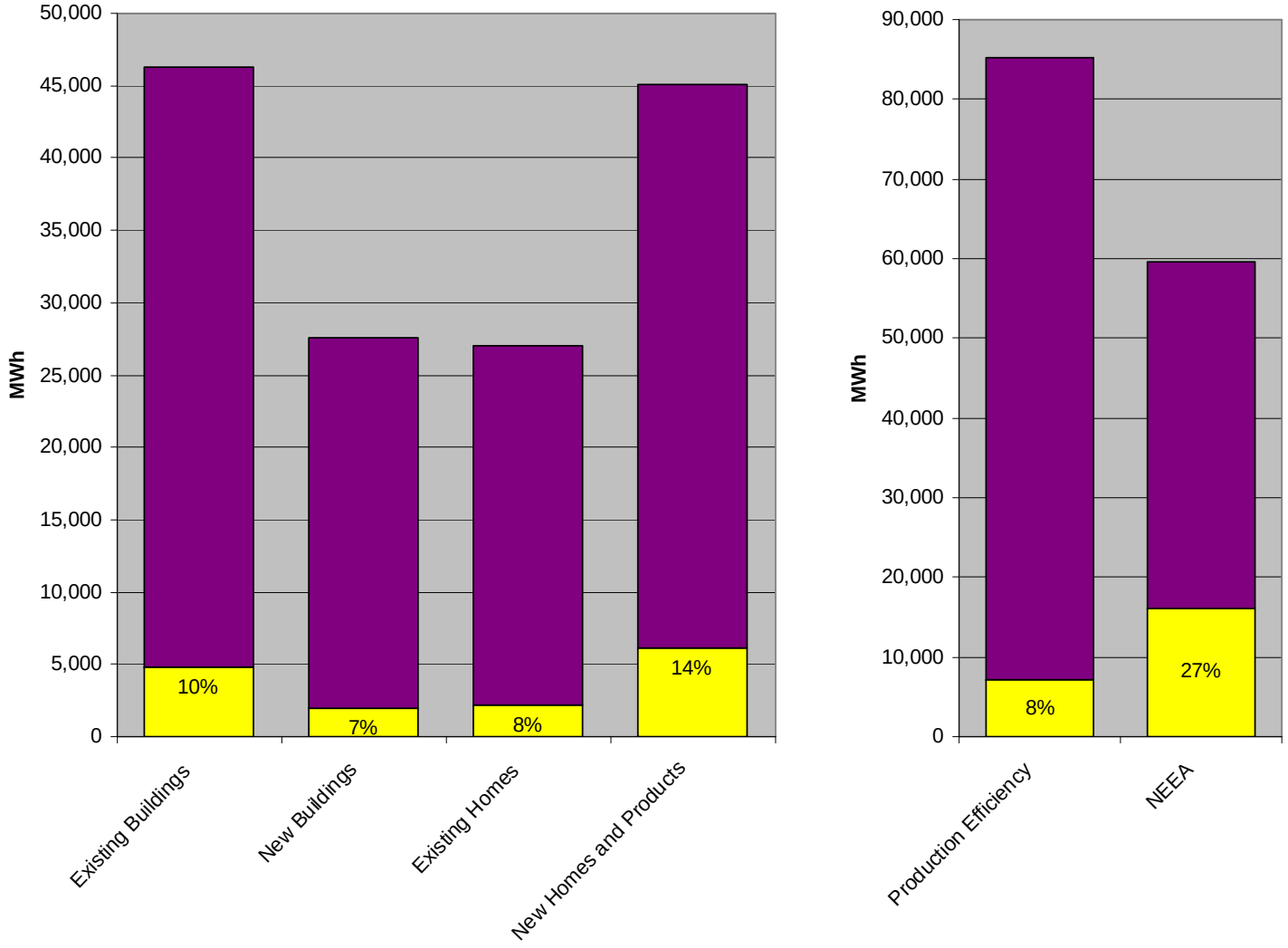

Electric Program Progress in 2008 Toward Projections for 2012

Year-to-Date Progress Towards 2008 Best Electric Savings Goal by Program

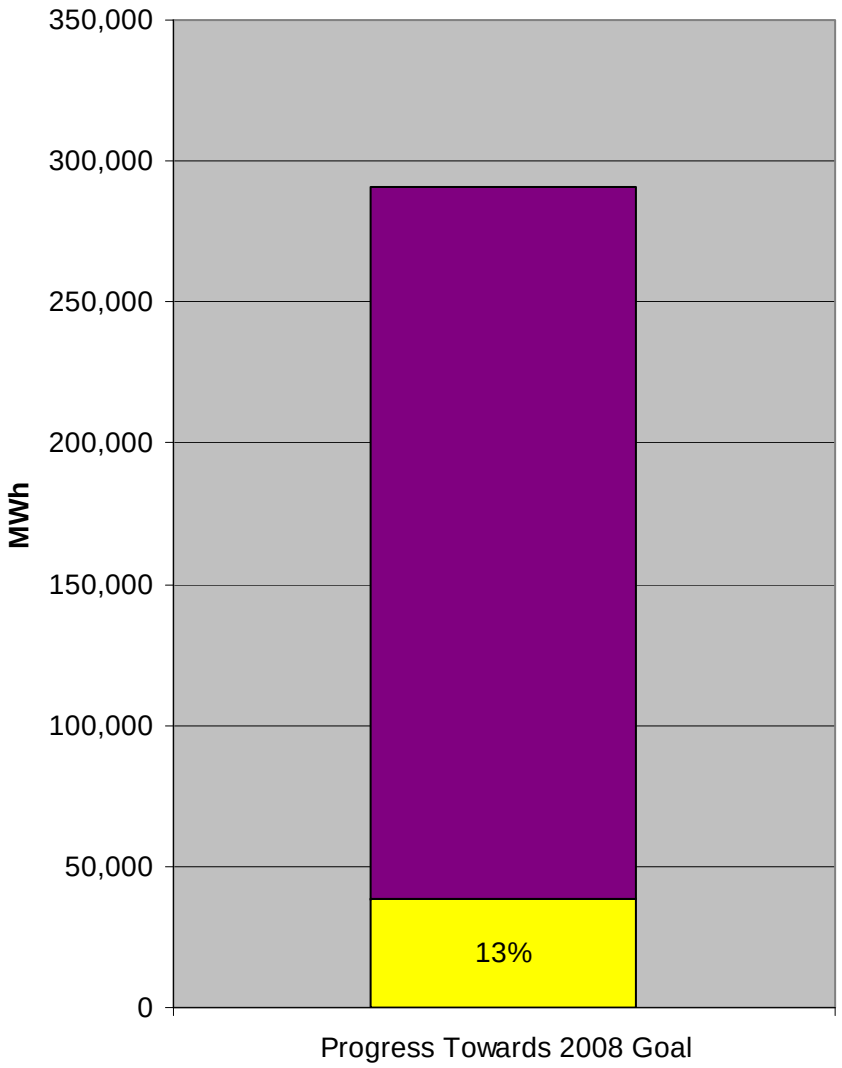

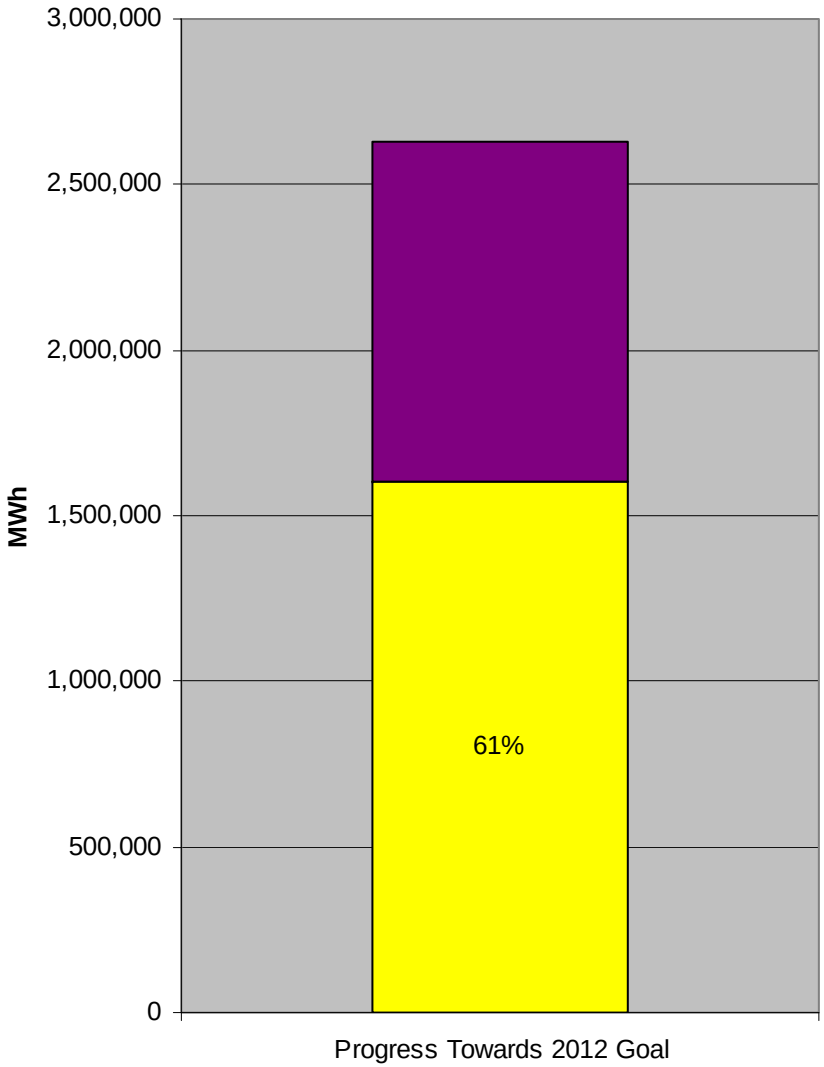

2008 1st Quarter Gas Savings

Gas Efficiency Savings Q1 2008	NWN Therms	Cascade Natural Gas	Avista	Total Savings Therms	Expenses	$ / Therm	Levelized Cost/ Therm
Commercial	120,000	0	13,000	130,000	596,496	$4.6	37 ¢
Industrial	640	0	0	640	21,658	$34	290 ¢
Residential	250,000	20,000	2,100	270,000	2,102,509	$7.8	53 ¢
Total Energy Efficiency Programs	370,000	20,000	15,000	405,000	2,720,663	$6.7	48 ¢

EnergyTrust of Oregon, Inc.

Gas Program Progress in 2008

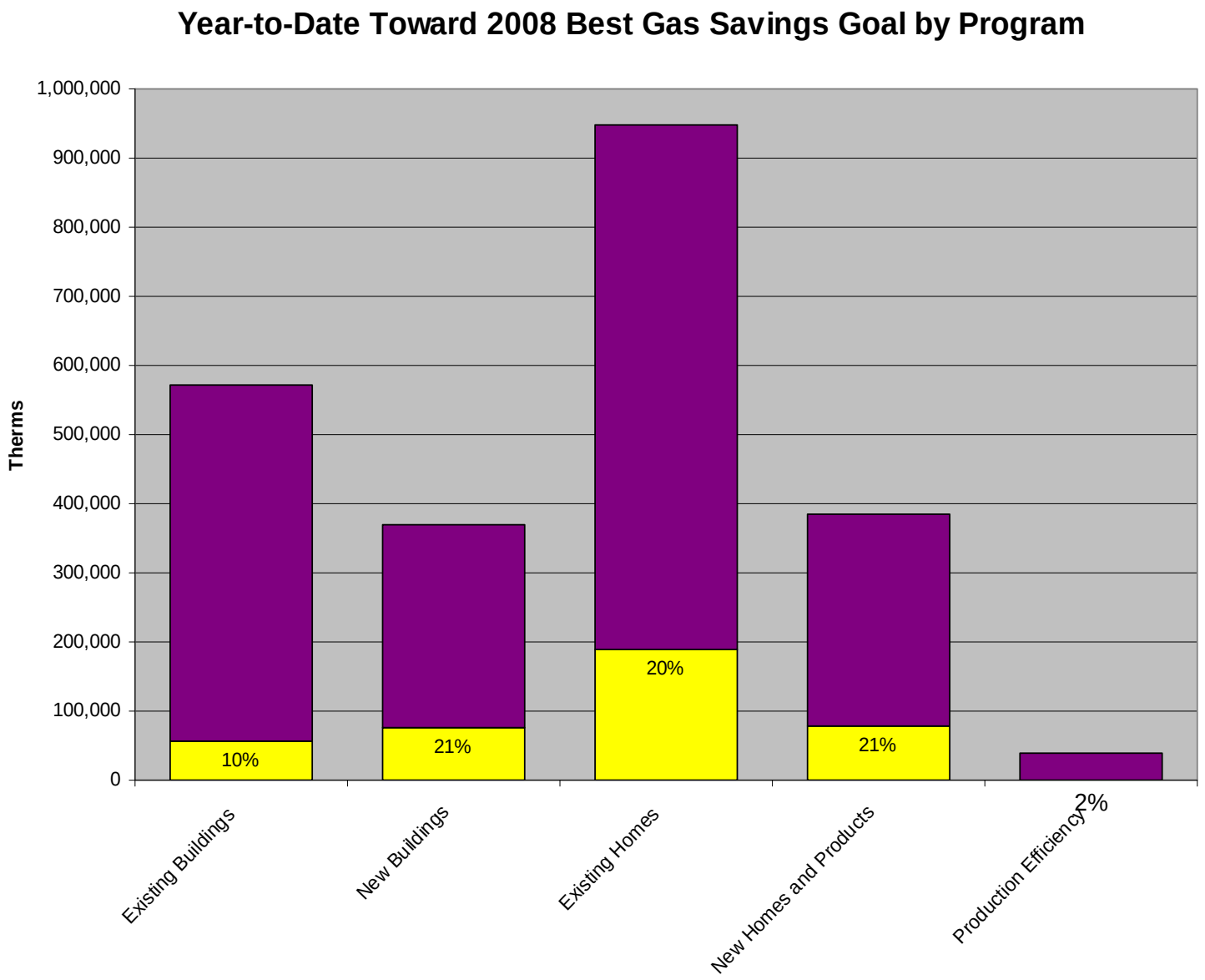

Gas Program Progress in 2008 Toward Projections for 2012

Progress Towards 2008 and 2012 Best Gas Savings Goals, All Programs

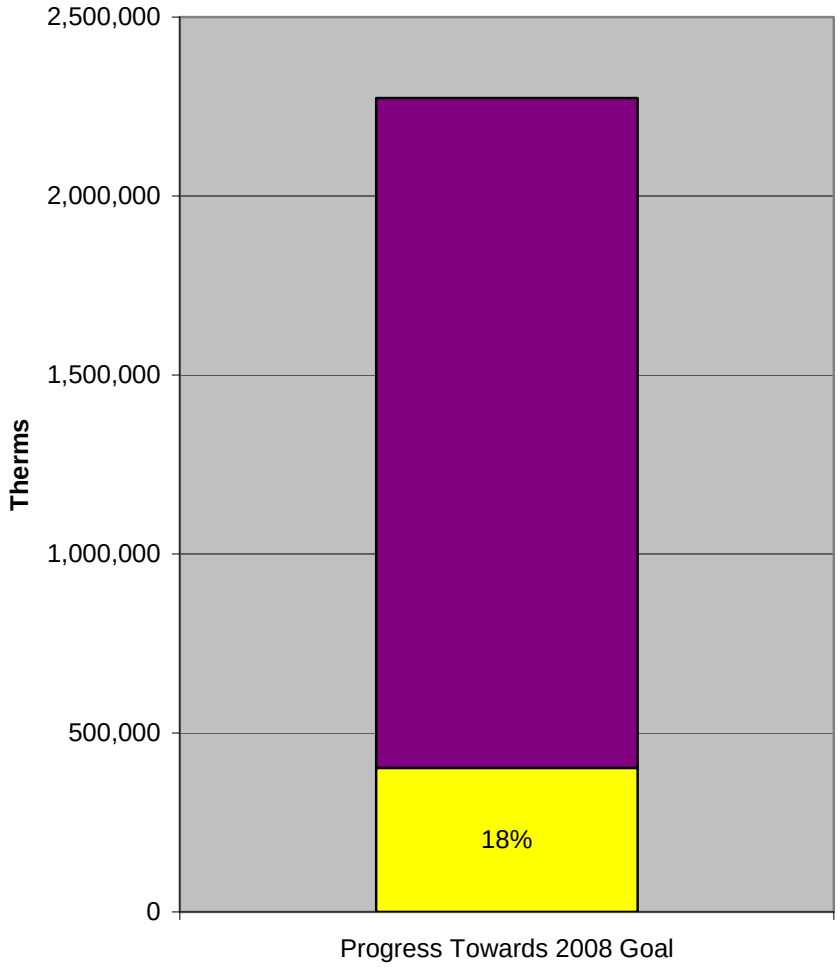

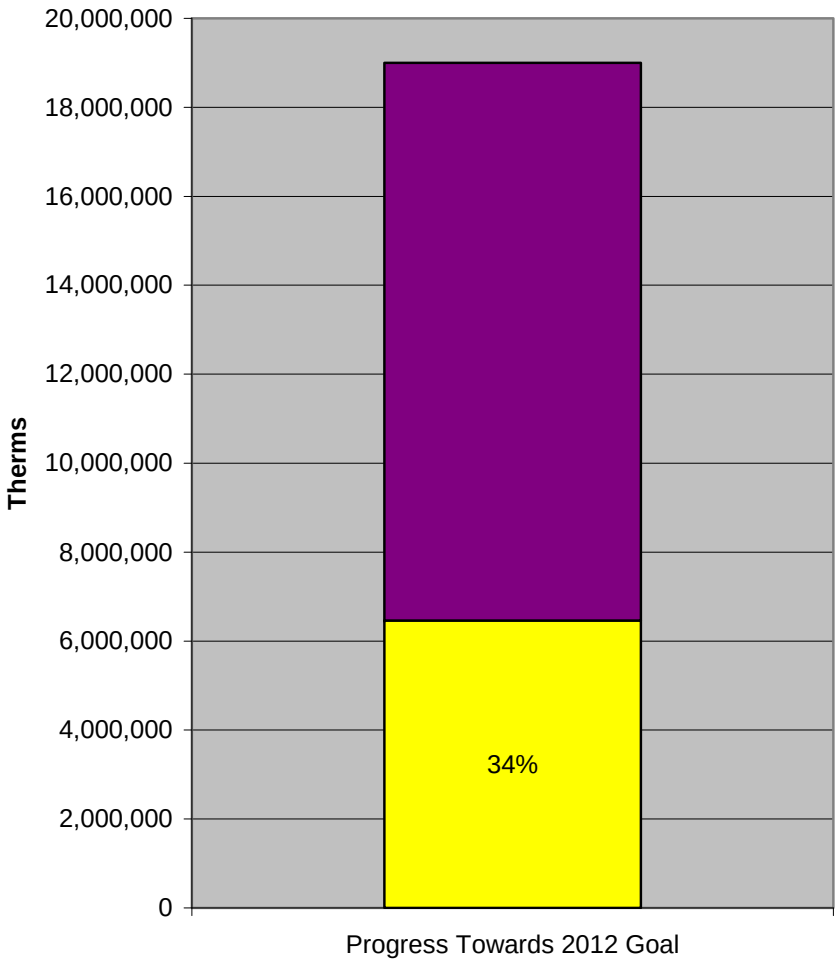

Energy Efficiency Projects Installed, 1st Quarter 2008

	Total	Electric-only	Gas-only	Both
ENERGY EFFICIENCY				
Commercial projects				
Existing buildings retrofitted	179	137	29	13
Efficient new buildings constructed	78	24	1	53
Solar water heating commercial installations	1	0	1	0
Industrial projects	50	49	0	1
Residential projects				
ENERGY STAR new homes constructed	255	22	24	209
ENERGY STAR new homes enhanced	233	5	214	14
Efficient new manufactured homes purchased	45	44	0	1
Home energy reviews conducted	1,039	577	55	407
Single family homes retrofitted	2,814	577	2,173	64
Manufactured homes retrofitted	220	191	24	5
Multifamily units retrofitted	1,281	1,221	9	51
New multifamily units enhanced	34	0	34	0
Residential solar water heating installations	32	20	12	0
ENERGY STAR clothes washer rebates	2,457	1,132	174	1,151
Refrigerator exchange pilot	2	2	0	0
CFL packages sold/provided	259,348	259,348	0	0
RENEWABLE ENERGY INSTALLATIONS				
Biopower project installations	0	0	0	0
Open solicitation project installations	0	0	0	0
Solar electric residential installations	20	20	0	0
Solar electric commercial installations	13	13	0	0
Utility scale project installations	0	0	0	0
Wind project installations	0	0	0	0
TOTAL RENEWABLES	33	33	0	0

New Buildings Program

Savings

	Quarter Savings	Annual Savings Year-to-date	Annual Goal (Conservative)		YTD Levelized Cost	
			Goal	Achieve YTD	Actual YTD	Action Plan (Conservative)
Electric	0.23 aMW (2,000 MWh)	0.23 aMW (2,000 MWh)	2.4 aMW (21,000 MWh)	10%	4.5 ¢	3.5 ¢
Gas	76,000 annual therms	76,000 annual therms	280,000 annual therms	27%	28 ¢	44 ¢

Expenditures

	Quarter Expenditures	Variance from Quarter Budget		YTD Expenditures	Variance from YTD Budget *		YTD $M /aMW Therm
Electric	$1,074,551	$115,617	9.7%	$1,074,551	$115,617	9.7%	4.7
Gas	$250,761	($39,768)	(18.8%)	$250,761	($39,768)	(18.8%)	3.3
Total	$1,325,312	$75,849	5.4%	$1,325,312	$75,849	5.4%	

* Variance is expressed in total dollars *below* budget, or (total dollars) *above* budget.

EnergyTrust of Oregon, Inc.

New Buildings Program

- 78 new commercial buildings were completed this quarter. Average incentive paymentwas $5,990
- Contracted with Evergreen Consulting LLC for outreach to lighting contractors in the new construction market.
- Worked with ECONorthwest to develop a financial calculator tool for energy efficiency
- Hosted "Form Meets Function" a gathering of architect and engineering firms to network and generate leads
- Outreach and marketing efforts are expanding to bring in more projects and penetrate the "design-build" market through a trade ally driven approach
- Efforts are underway to expand the trade ally network and gain more traction with small- and medium-size projects in the new construction market.

EnergyTrust of Oregon, Inc.

Existing Buildings Program

Savings

	Quarter Savings	Annual Savings Year-to-date	Annual Goal (Conservative)		YTD Levelized Cost	
			Goal	Achieve YTD	Actual YTD	Action Plan (Conservative)
Electric	0.55 aMW (4,800 MWh)	0.55 aMW (4,800 MWh)	4.0 aMW (35,000 MWh)	14%	2.9 ¢	3.2 ¢
Gas	57,000 annual therms	57,000 annual therms	430,000 annual therms	13%	50 ¢	37 ¢

Expenditures

	Quarter Expenditures	Variance from Quarter Budget		YTD Expenditures	Variance from YTD Budget *		YTD $M /aMW Therm
Electric	$958,138	$247,438	20.5%	$958,138	$247,438	20.5%	1.7
Gas	$345,735	$11,975	3.3%	$345,735	$11,975	3.3%	6.1
Total	$1,303,873	$259,413	16.6%	$1,303,873	$259,413	16.6%	

* Variance is expressed in total dollars *below* budget, or (total dollars) *above* budget.

EnergyTrust of Oregon, Inc.

Existing Buildings Program

- 179 energy efficiency measures were installed in commercial buildings. Average incentive payment was $2,618. 137 buildings received electric efficiency measures, 29 buildings received gas efficiency measures, and 13 buildings saved both gas and electricity
- Received a 2008 ENERGY STAR Award for excellence in energy efficiency program delivery in the commercial foodservice equipment category.
- The fifth largest foodservice equipment dealer in the country invited Energy Trust to their 2008 national sales rally to train their sales staff on energy efficient commercial foodservice equipment.
- Continued to coordinate closely with BPA on efforts in the hospitality and foodservice markets.
- Hosted lighting trade ally seminars in Portland, Coos Bay, Medford and Bend, co-sponsored with BPA, local public utility districts, co-ops and municipal utilities. Attendance at all locations set new records.

EnergyTrust of Oregon, Inc.

Existing Buildings Program

- Staff delivered a presentation titled "Moving the Foodservice Market in Oregon" at the Association of Energy Service Professionals National Energy Services Conference in Clearwater Beach, Florida.
- Initiated a close working relationship with Travel Portland (formerly the Portland, Oregon Visitors Association, POVA), a destination marketing organization for the Portland metro area as a channel into the lodging sector.
- Collaborated with BetterBricks on the Office Energy Showdown contest where commercial office buildings in the Portland area compete against each other using the ENERGY STAR Portfolio Manager tool.

EnergyTrust of Oregon, Inc.

Production Efficiency Program

Savings

	Quarter Savings	Annual Savings Year-to-date	Annual Goal (Conservative)		YTD Levelized Cost	
			Goal	Achieve YTD	Actual YTD	Action Plan (Conservative)
Electric	0.81 aMW (7,100 MWh)	0.81 aMW (7,100 MWh)	7.3 aMW (64,000 MWh)	11%	2.6 ¢	2.8 ¢
Gas	640 annual therms	640 annual therms	29,000 annual therms	2%	290 ¢	105 ¢

Expenditures

	Quarter Expenditures	Variance from Quarter Budget		YTD Expenditures	Variance from YTD Budget *		YTD $M /aMW YTD $/Ann Therm
Electric	$1,480,400	$188,211	11.3%	$1,480,400	$188,211	11.3%	1.8
Gas	$21,658	$29,631	57.8%	$21,658	$29,631	57.8%	34
Total	$1,502,058	$217,842	12.7%	$1,502,058	$217,842	12.7%	

* Variance is expressed in total dollars *below* budget, or (total dollars) *above* budget.

EnergyTrust of Oregon, Inc.

Production Efficiency Program

- 50 electric energy-saving projects were completed at manufacturing firms. Average incentive payment was $9,730.
- The small industrial compressed air incentive calculation tool is now available, supported by seven new compressed air trade allies.
- Through NEEA's industrial initiative, Sabroso Medford designated energy teams for each of its energy systems, including lighting, cold storage, pumps and motors, compressed air, water, and boilers. An Energy Trust rep worked closely with the lighting team to provide plant tours of firms implementing best practices in the area
- At Blue Heron, Energy Trust and NEEA staff coordinated a re-engagement overview of services available through Energy Trust, PGE, and NEEA.

EnergyTrust of Oregon, Inc.

Production Efficiency Program

- Updated the Production Efficiency web pages to reflect multiple program initiatives, including small industrial, agriculture, water and wastewater, and large industrial.
- Held a "Power Lunch" town hall style meeting as part of the Corvallis Energy Challenge creating an opportunity for industrial facilities in Corvallis to learn about the program.

EnergyTrust of Oregon, Inc.

Existing Homes Program

Savings

	Quarter Savings	Annual Savings Year-to-date	Annual Goal (Conservative)		YTD Levelized Cost	
			Goal	Achieve YTD	Actual YTD	Action Plan (Conservative)
Electric	0.25 aMW (2,200 MWh)	0.25 aMW (2,200 MWh)	2.3 aMW (20,000 MWh)	11%	4.7 ¢	3.6 ¢
Gas	190,000 annual therms	190,000 annual therms	710,000 annual therms	27%	55 ¢	65 ¢

Expenditures

	Quarter Expenditures	Variance from Quarter Budget		YTD Expenditures	Variance from YTD Budget *		YTD $M /aMW Therm
Electric	$1,287,676	$370,938	22.4%	$1,287,676	$370,938	22.4%	5.1
Gas	$1,568,212	$66,532	4.1%	$1,568,212	$66,532	4.1%	8.3
Total	$2,855,888	$437,470	13.3%	$2,855,888	$437,470	13.3%	

* Variance is expressed in total dollars *below* budget, or (total dollars) *above* budget.

EnergyTrust of Oregon, Inc.

Existing Homes Program

- Energy-efficient measures were installed in 2,814 single-family homes, 1,315 multifamily units and 220 manufactured homes. 1,989 homes received electric efficiency measures and 2,240 received gas efficiency measures, with 120 sites saving both gas and electricity.
- Energy Trust was the title sponsor of the first Better Living Home, Garden & Lifestyle Show in March at the Portland Expo Center. More than 22,500 people attended the free show. Energy Trust featured a 1,100 square-foot Good Energy House built in the center of the show to highlight EE improvements and products and solar electric and solar water heating systems. Nearly 900 Oregonians signed up for free Home Energy Reviews

EnergyTrust of Oregon, Inc.

Existing Homes Program

- The Existing Homes program renewed trade ally agreements with 130 trade allies.
  - Forty-five trade ally contractors participated in cooperative marketing promotions during the first quarter.
- Weatherization agencies completed 1,039 Home Energy Reviews on behalf of the program during the first quarter.

EnergyTrust of Oregon, Inc.

ENERGY STAR® New Homes and Products

Savings

	Quarter Savings	Annual Savings Year-to-date	Annual Goal (Conservative)		YTD Levelized Cost	
			Goal	Achieve YTD	Actual YTD	Action Plan (Conservative)
Electric	0.70 aMW (6,100 MWh)	0.70 aMW (6,100 MWh)	3.9 aMW (34,000 MWh)	18%	5.3 ¢	4.9 ¢
Gas	79,000 annual therms	79,000 annual therms	290,000 annual therms	27%	48 ¢	61 ¢

Expenditures

	Quarter Expenditures	Variance from Quarter Budget		YTD Expenditures	Variance from YTD Budget *		YTD $M /aMW Therm
Electric	$2,269,781	$120,879	5.1%	$2,269,781	$120,879	5.1%	3.3
Gas	$534,297	($40,147)	(8.1%)	$534,297	($40,147)	(8.1%)	6.8
Total	$2,804,078	$80,732	2.8%	$2,804,078	$80,732	2.8%	

* Variance is expressed in total dollars *below* budget, or (total dollars) *above* budget.

EnergyTrust of Oregon, Inc.

ENERGY STAR® New Homes and Products

- Over 255 efficient new homes were completed in Q-1. 22 have electricity-saving measures, 24 have gas-saving measures, and 209 have both electricity- and gas-saving measures.
  - Incentives helped purchase 44 electrically-heated and 1 gas-heated new efficient manufactured homes.
- Energy Trust incentives helped fund the purchase of 2,457 energy efficient clothes washers. The washers were installed in 1,132 homes with electric hot water and 1,325 homes with gas hot water.

EnergyTrust of Oregon, Inc.

ENERGY STAR® New Homes and Products

- Received EPA's 2008 ENERGY STAR Program Delivery Award for our Change a Light, Change the World fundraiser initiative.
- Initiated the process to create a web form for the clothes washer program.
- Paid incentives for over 255,000 specialty CFLs during the first two months of the year, resulting from a significant uptake in the BPA specialty bulb promotion.
- Wrapped up the Solar 4R Schools contest, which resulted in sales of 2,963 CFL bulbs, earning $3,735 for the participants.
- Selected Gladstone High School as the Solar 4R School contest winner, resulting in a 1 kilowatt solar electric system and live data kiosk that will be installed at the school in early 2008.
- Finalized the fall Change a Light, Change the World twister and specialty CFL promotions, resulting in savings of almost 27,000,000 kilowatts (3aMW).

EnergyTrust of Oregon, Inc.

Solar Hot Water

- Solar water heating systems were installed in 20 homes with electric hot water and 12 homes with gas hot water.

EnergyTrust of Oregon, Inc.

Northwest Energy Efficiency Alliance

Savings

	Quarter Savings	Annual Savings Year-to-date	Annual Goal (Conservative)		YTD Levelized Cost	
			Goal	% YTD	Actual YTD	Action Plan (Conservative)
Electric	1.8 aMW (16,000 MWh)	1.8 aMW (16,000 MWh)	5.10 aMW (45,000 MWh)	36%	1.4 ¢	1.2 ¢

Expenditures

	Quarter Expenditures	Variance from Quarter Budget		YTD Expenditures	Variance from YTD Budget *		YTD $M /aMW
Electric	$905,459	$12,507	1.4%	$905,459	$12,507	1.4%	0.50

* Variance is expressed in total dollars *below* budget, or (total dollars) *above* budget.

EnergyTrust of Oregon, Inc.

Northwest Energy Efficiency Alliance

- Recorded 519,342 CFLs sold in Energy Trust territory through the Fall Change A Light CFL buy-down program.
- Supported NORPAC Foods, Inc, one of the region's major food processing plants, in implementing a Continuous Energy Improvement strategy, one of several models the Alliance uses to encourage development of energy saving strategies in industrial operations.
- Supported the Legacy Health System in finalizing its Strategic Resource Management Plan in November; with expectations to achieve a 30% reduction in energy use over three years.
- Through the Oregon Integrated Design Lab, supported design teams planning the new State Psychiatric Hospital campus and the OHSU South Waterfront campus.

EnergyTrust of Oregon, Inc.