Energy Trust of Oregon

# Draft 2009 Budget Presentation

**Conservation Advisory Council**
**October 22, 2008**

Energy Trust of Oregon, Inc.

# General Observations

- Operating environment changing
  - Economy
  - Availability of resources
- Broader acceptance that climate change is real
- Energy efficiency and renewable energy are centerpiece solutions
- Global PV supply on track to increase four times by 2010

EnergyTrust of Oregon, Inc.

# Energy Trust Growth and Change

- Leverage and regional collaboration
- Tension between amount of projected dollars may be insufficient to meet future demand and retain market momentum (true across the board – RE; EE gas and electricity)
  - Can continue with carryover funds in 2009
  - In 2010 need more funding to meet performance measures
  - Anticipating insufficient efficiency and renewable funds to support and meet demand, especially in Pacific Power service territory
- Economy ???
- Discontinuing work for Avista
- New product - loans
- Oregon tied with Vermont as America's Greenest states
- Energy Trust is experiencing high growth in volume and demand
- Future savings and generation expected to be harder to acquire and potentially more expensive

EnergyTrust of Oregon, Inc.

# 2008 Forecasted Savings/Generation

- At 33.8 aMW, electric efficiency is expected to be well within the conservative and best case or stretch goal savings range of 26.7-35.6 aMW. That translates to 95% of stretch (best case) goal.
- Gas efficiency forecasted to achieve 2.5M therms, exceeding stretch (best case) goal of 2.3M.
- Renewable energy programs expect to achieve 34.8 aMW in new generation, a dramatic increase over prior years and well over its stretch (best case) goal

EnergyTrust of Oregon, Inc.

# 2009 Efficiency Emphasis

- Greater penetration within existing markets, emphasizing commercial sector
  - More emphasis on marketing and outreach
  - Customer focus
- Introduce more new efficient gas and electric technologies
- Complete integration of renewable and efficiency program delivery
- Continue capacity building to capture expanded opportunities
- Expand Trade Ally network
- Collaboration and leverage initiatives

EnergyTrust of Oregon, Inc.

# Efficiency Action Plan/Budget Themes

- Diving deeper into existing markets to glean more savings
- Great marketing and outreach to existing small businesses and new commercial construction
- Pursue zero net energy new commercial building design
- Focus outreach efforts to small industrial electric and gas customers
- Add near low-income residential initiative
- Explore behavior change strategies
  - Blueline energy monitors
  - Living wise boxes
  - Energy Performance Score (EPS)

EnergyTrust of Oregon, Inc.

# 2009 Efficiency Program Emphases

- Residential
  - Existing Homes: Expand Home Performance with Energy Star growth, implement near-low income outreach strategy integrate solar hot water efforts into home assessements
  - New Homes and Products: Increase Energy Star new homes market share, promote high performance home construction and specialty CFL uptake, increase refrigerator recycling initiative penetration
- Commercial
  - Existing Buildings: Concentrate on food services, lodging , office, healthcare, add laundries, datacenters, and integrate solar.
  - New Buildings: Develop small to medium construction design-build market, expand Energy Star track, design net-zero pilot.
- Industrial
  - Production Efficiency: Expand greater PDC outreach and small to medium customer offerings through trade ally network. Develop semi-prescriptive analysis tools for small industrials.

EnergyTrust of Oregon, Inc.

# 2009 EE Program Budget – Stretch Goal

| Electric | | | | | | | |
|---|---|---|---|---|---|---|---|
| | 2008 aMW - plan | 2009 aMW | 2009 kWh | 2009 Electric cost | Measure Life | 2009 levelized cost | 2008 levelized cost - plan |
| Existing Buildings | 5.28 | 9.49 | 83,112,992 | $15,562,804 | 13.0 | 0.020 | 0.024 |
| New Buildings | 3.14 | 7.83 | 68,629,248 | $15,752,612 | 17.9 | 0.020 | 0.026 |
| NEEA - commercial | 0.26 | 0.25 | 2,201,253 | $1,563,126 | 15.0 | 0.069 | 0.069 |
| Production Efficiency | 9.72 | 10.53 | 92,262,871 | $19,959,582 | 11.2 | 0.026 | 0.021 |
| NEEA - Industrial | 1.07 | 1.07 | 9,399,083 | $953,821 | 10.0 | 0.013 | 0.013 |
| Existing Homes | 3.08 | 2.30 | 20,173,917 | $8,761,087 | 22.7 | 0.033 | 0.027 |
| New Homes and Products | 7.53 | 5.92 | 51,823,213 | $15,709,705 | 7.6 | 0.049 | 0.030 |
| NEEA - residential | 5.47 | 4.64 | 40,635,487 | $880,304 | 8.0 | 0.003 | 0.003 |
| NEEA - combined | 6.80 | 5.96 | 52,235,823 | $3,397,251 | 8.7 | 0.009 | 0.009 |
| | | | | | | | |
| Program | 35.56 | 42.04 | 368,238,065 | $79,143,041 | 12.6 | 0.024 | 0.022 |

| Gas | | | | | | |
|---|---|---|---|---|---|---|
| | 2008 Therms - plan | 2009 Therms | Gas Cost | Measure Life | 2009 levelized cost 5.2% | 2008 levelized cost - plan |
| Existing Buildings | 570,757 | 857,992 | $2,803,708 | 15.2 | 0.316 | 0.280 |
| New Buildings | 369,600 | 484,104 | $1,825,512 | 17.4 | 0.335 | 0.331 |
| Production Efficiency | 38,903 | 111,000 | $517,142 | 12.0 | 0.532 | 0.786 |
| Existing Homes | 948,293 | 983,871 | $9,726,996 | 29.7 | 0.661 | 0.485 |
| New Homes and Products | 385,165 | 137,282 | $2,484,581 | 24.4 | 1.326 | 0.430 |
| | | | | | | |
| Program | 2,312,718 | 2,574,250 | $17,357,939 | 21.5 | 0.528 | 0.407 |

EnergyTrust of Oregon, Inc.

# Electric Efficiency Spending

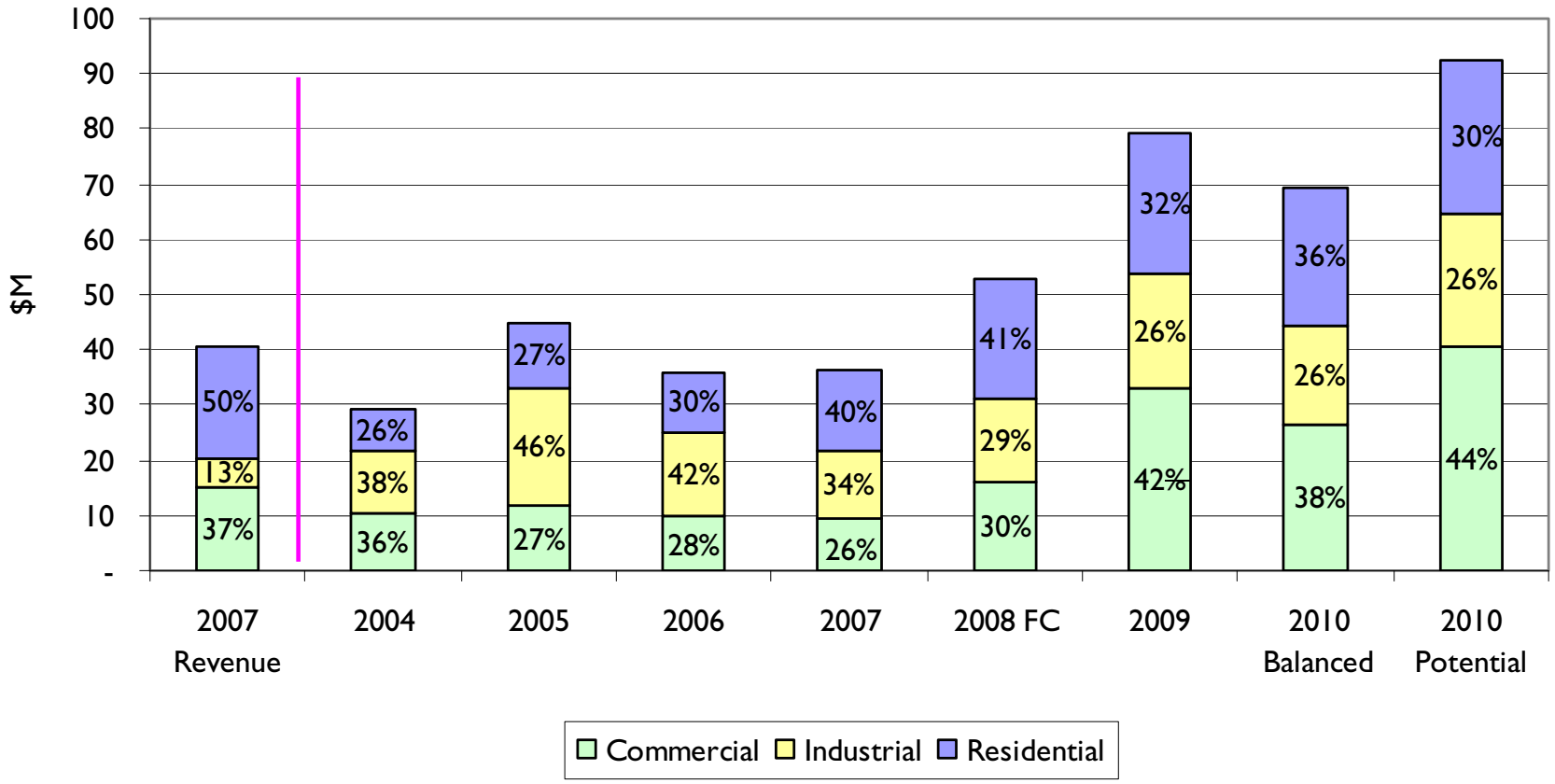


EnergyTrust of Oregon, Inc.

# Electric Efficiency Savings in aMW

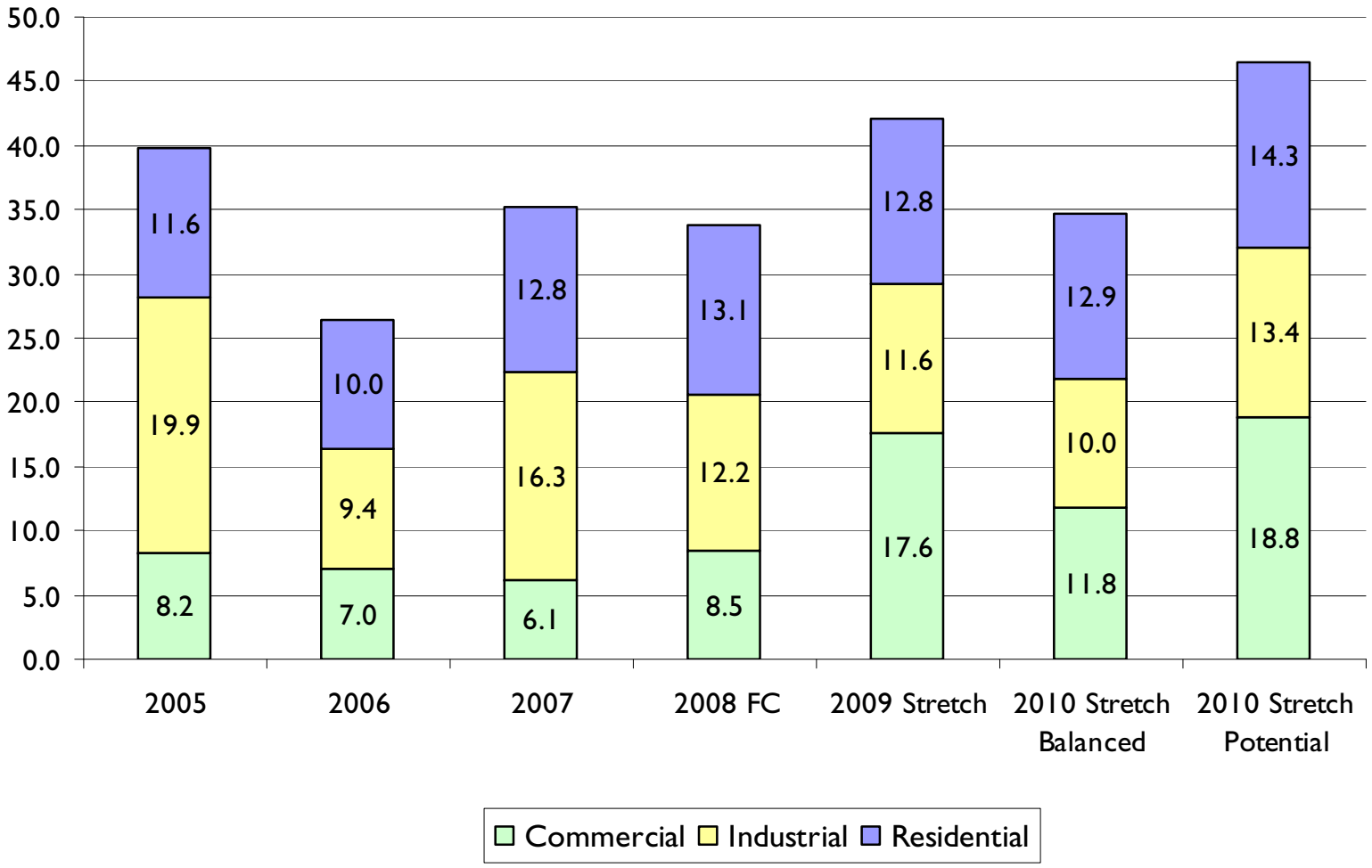


EnergyTrust of Oregon, Inc.

# Gas Efficiency Expenditures

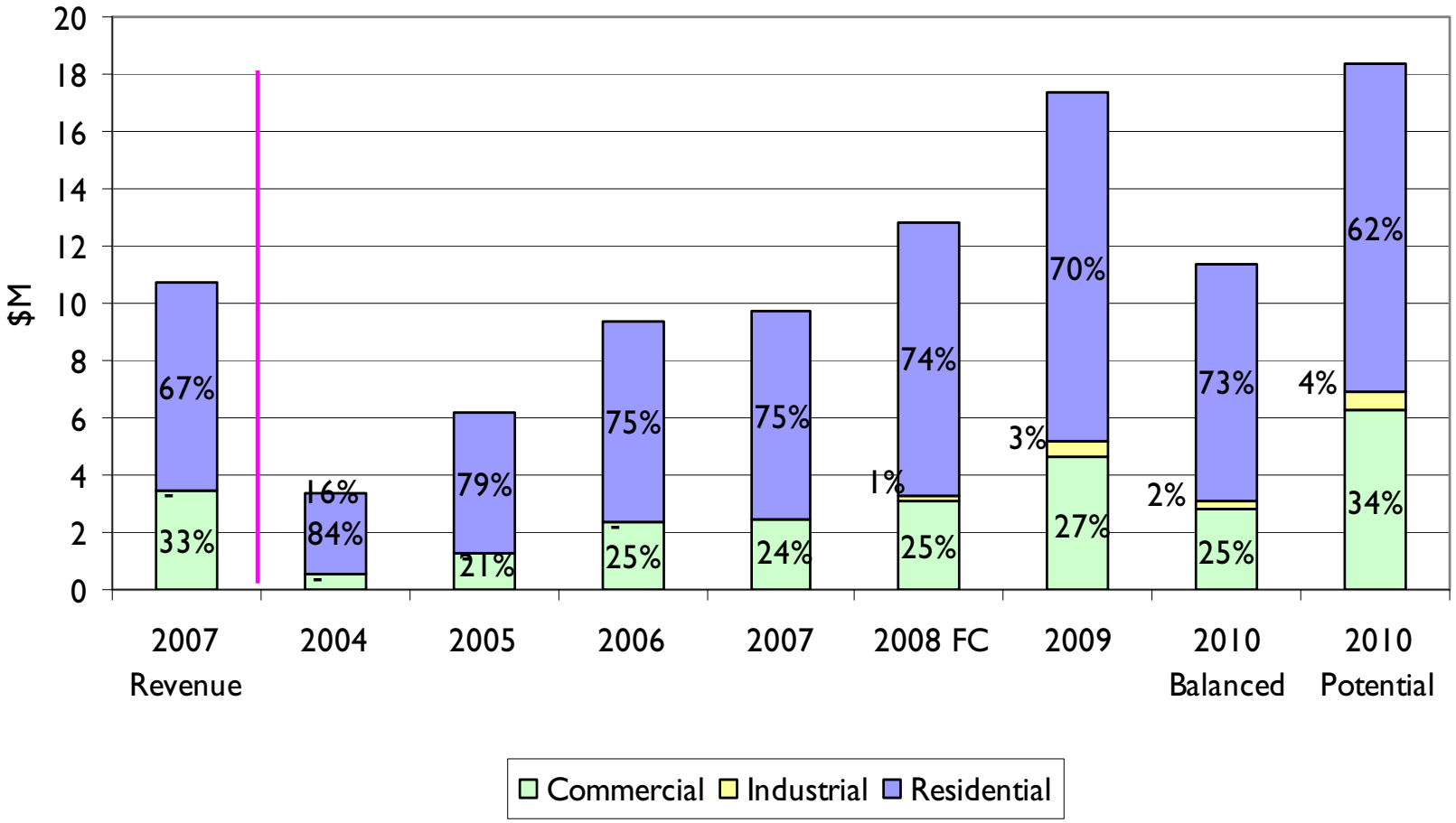


EnergyTrust of Oregon, Inc.

# Gas Efficiency Savings-Annual Therms

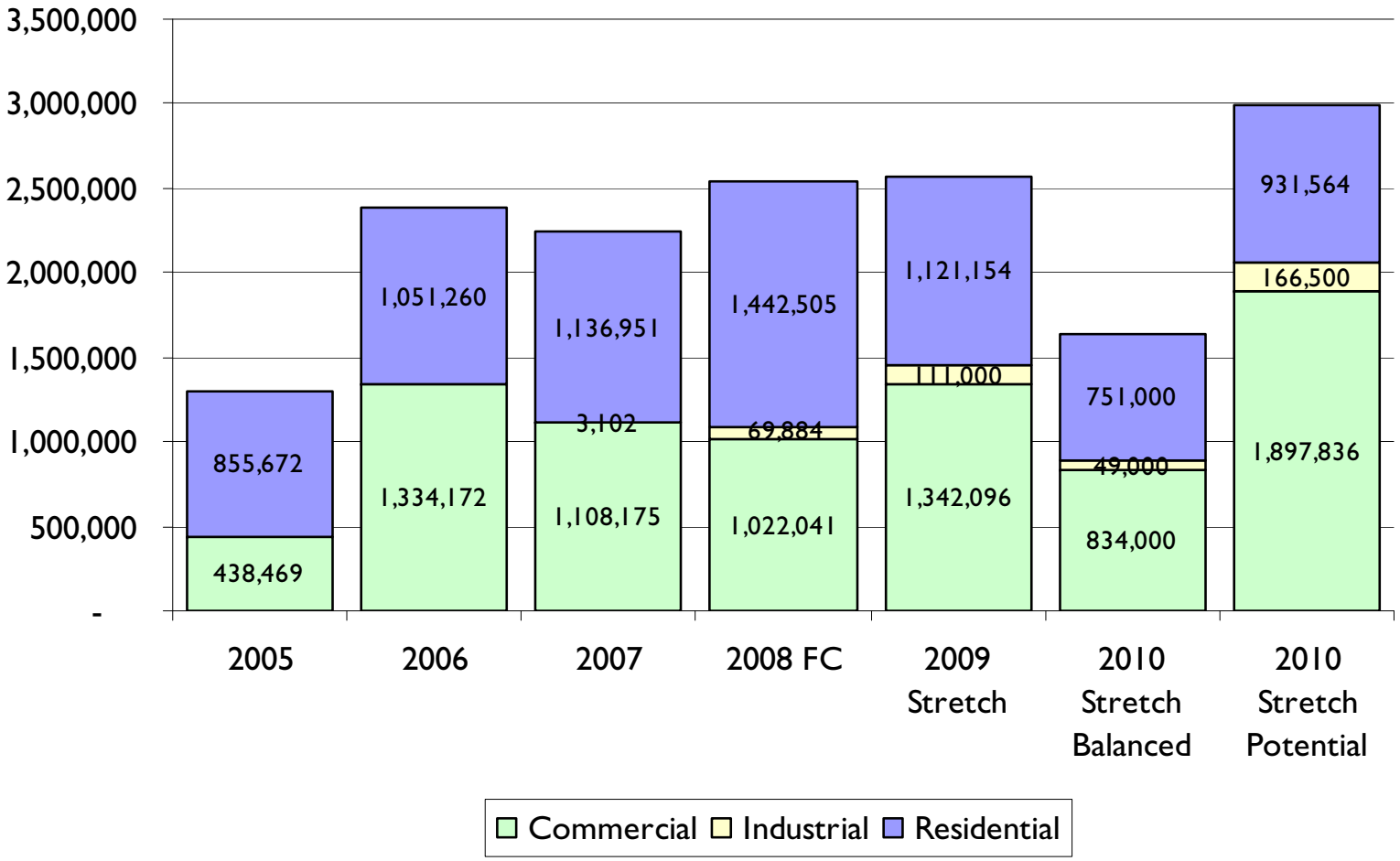


EnergyTrust of Oregon, Inc.

# Carryover Balances

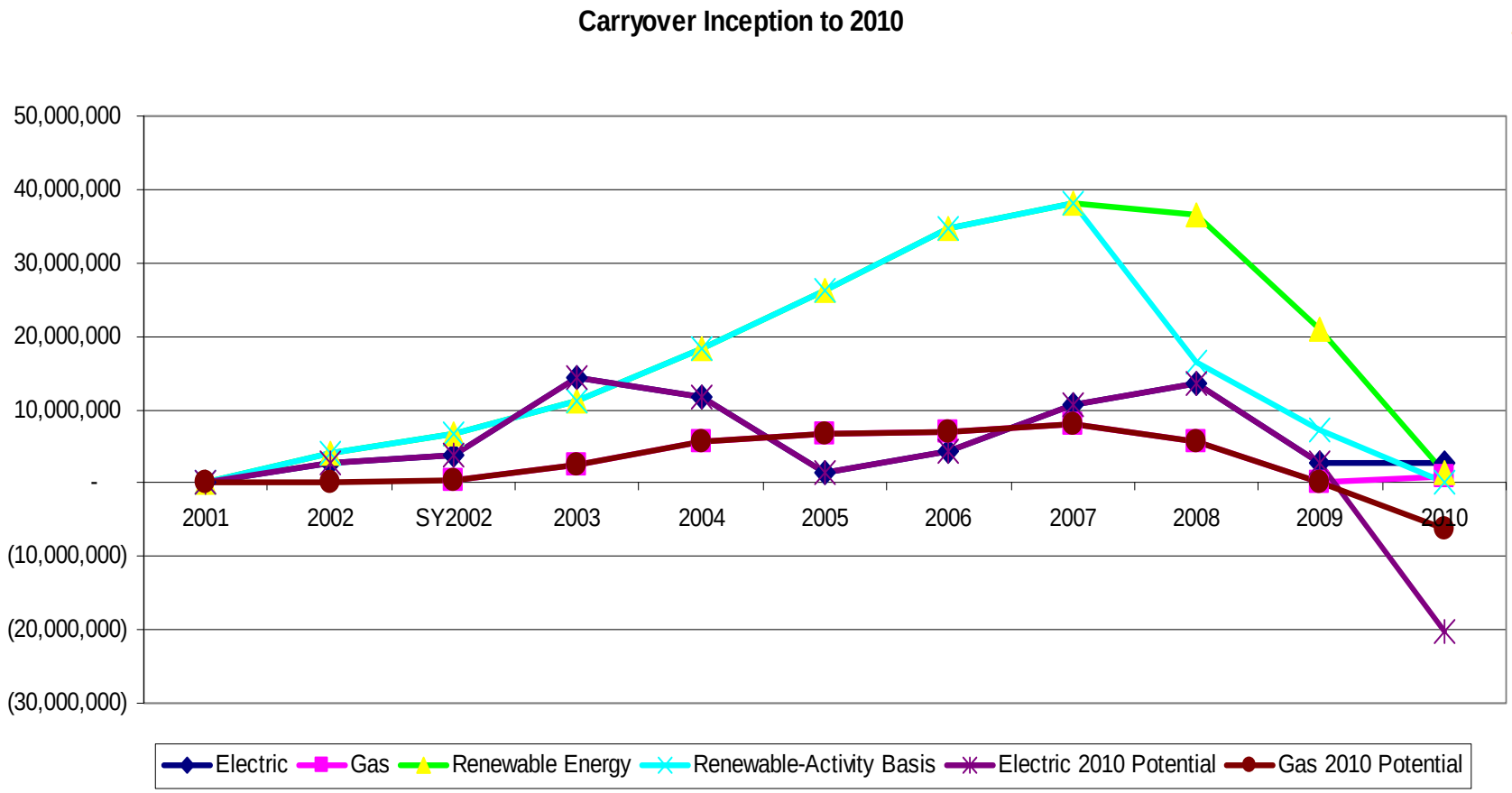


EnergyTrust of Oregon, Inc.

# Management & General Themes

- Continue process improvement and customer focus
- Simplify participation, including automating on-line forms
- Continue to pursue IT Strategic Planning efforts
  - Solidify IT staffing plan
  - Finalize RFP for Enterprise Resource Planning solution
    - Contact management, project tracking, contracting, accounting
  - Develop implementation plans for any new system
- 2009 Management Audit

EnergyTrust of Oregon, Inc.

# Communications and Outreach Themes

- Apply customer-driven marketing strategy
- Utilize market research findings
- Continue website improvements
- Community Energy Project beyond Corvallis

EnergyTrust of Oregon, Inc.

# OPUC Performance Measures- Program Support & Administration

| | |
|---|---|
| Actual 2006 | 6.5% |
| Actual 2007 | 6.0% |
| Forecasted 2008 | 5.6% |
| Budgeted 2009 | 8.1% |
| Projected 2010 | 8.0% |
| OPUC Benchmark | **11.0%** |
| Legislative Stretch Goal | **9.0%** |

EnergyTrust of Oregon, Inc.